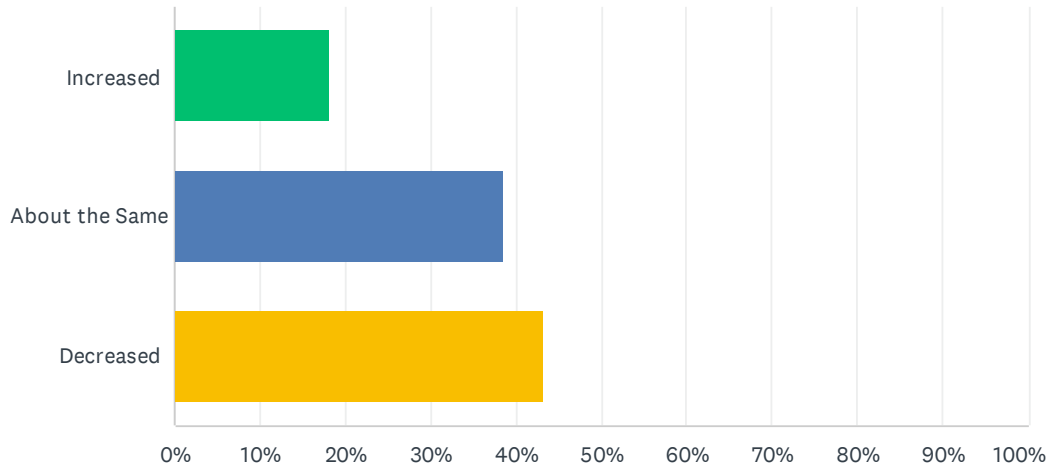


# Q1 How have your company's sales trended over the last 90 days?

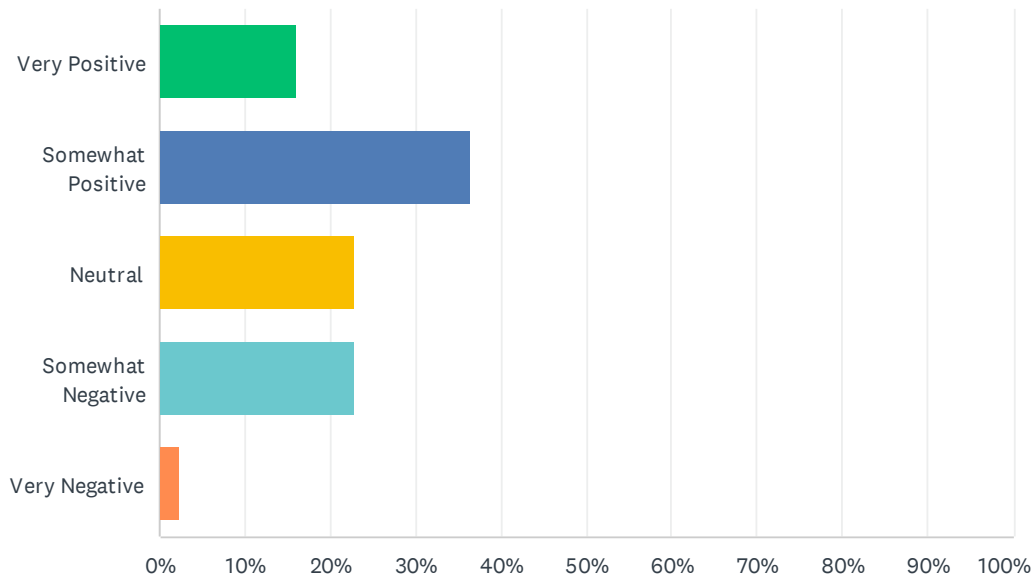
Answered: 44 Skipped: 0



ANSWER CHOICES	RESPONSES	
Increased	18.18%	8
About the Same	38.64%	17
Decreased	43.18%	19
TOTAL		44

## Q2 What is your business outlook for the next 12 months?

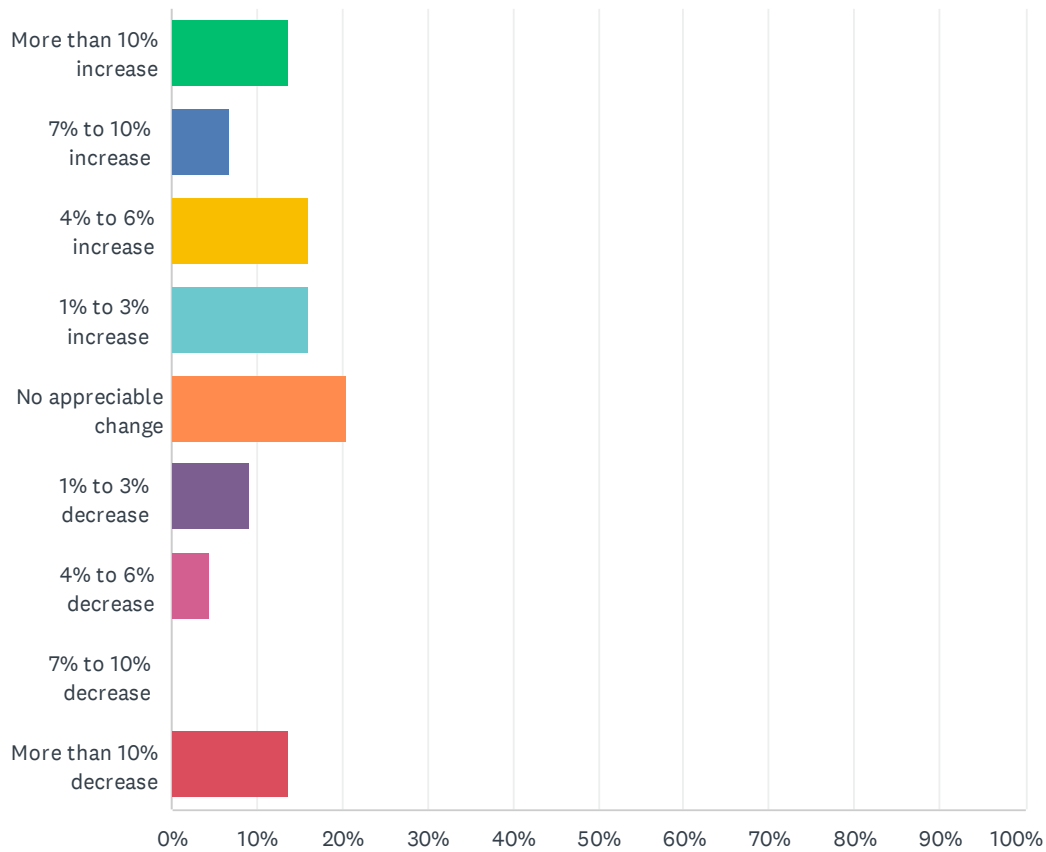
Answered: 44 Skipped: 0



ANSWER CHOICES	RESPONSES	
Very Positive	15.91%	7
Somewhat Positive	36.36%	16
Neutral	22.73%	10
Somewhat Negative	22.73%	10
Very Negative	2.27%	1
<b>TOTAL</b>		<b>44</b>

### Q3 What are your foundry's sales projections for the next 12 months?

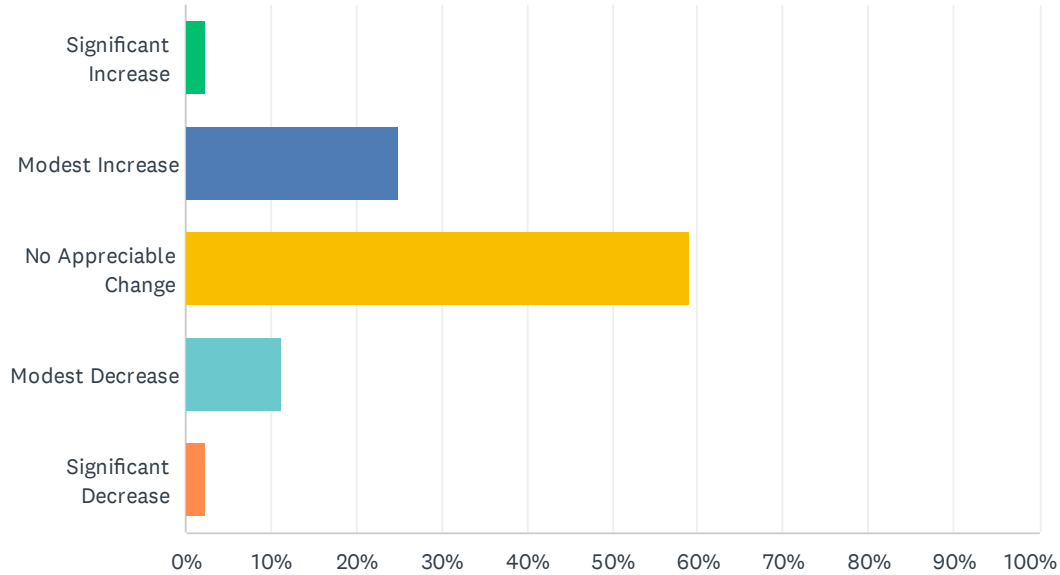
Answered: 44 Skipped: 0



ANSWER CHOICES	RESPONSES	
More than 10% increase	13.64%	6
7% to 10% increase	6.82%	3
4% to 6% increase	15.91%	7
1% to 3% increase	15.91%	7
No appreciable change	20.45%	9
1% to 3% decrease	9.09%	4
4% to 6% decrease	4.55%	2
7% to 10% decrease	0.00%	0
More than 10% decrease	13.64%	6
<b>TOTAL</b>		<b>44</b>

## Q4 How do you expect the number of full-time employees in your facility to change over the next 12 months?

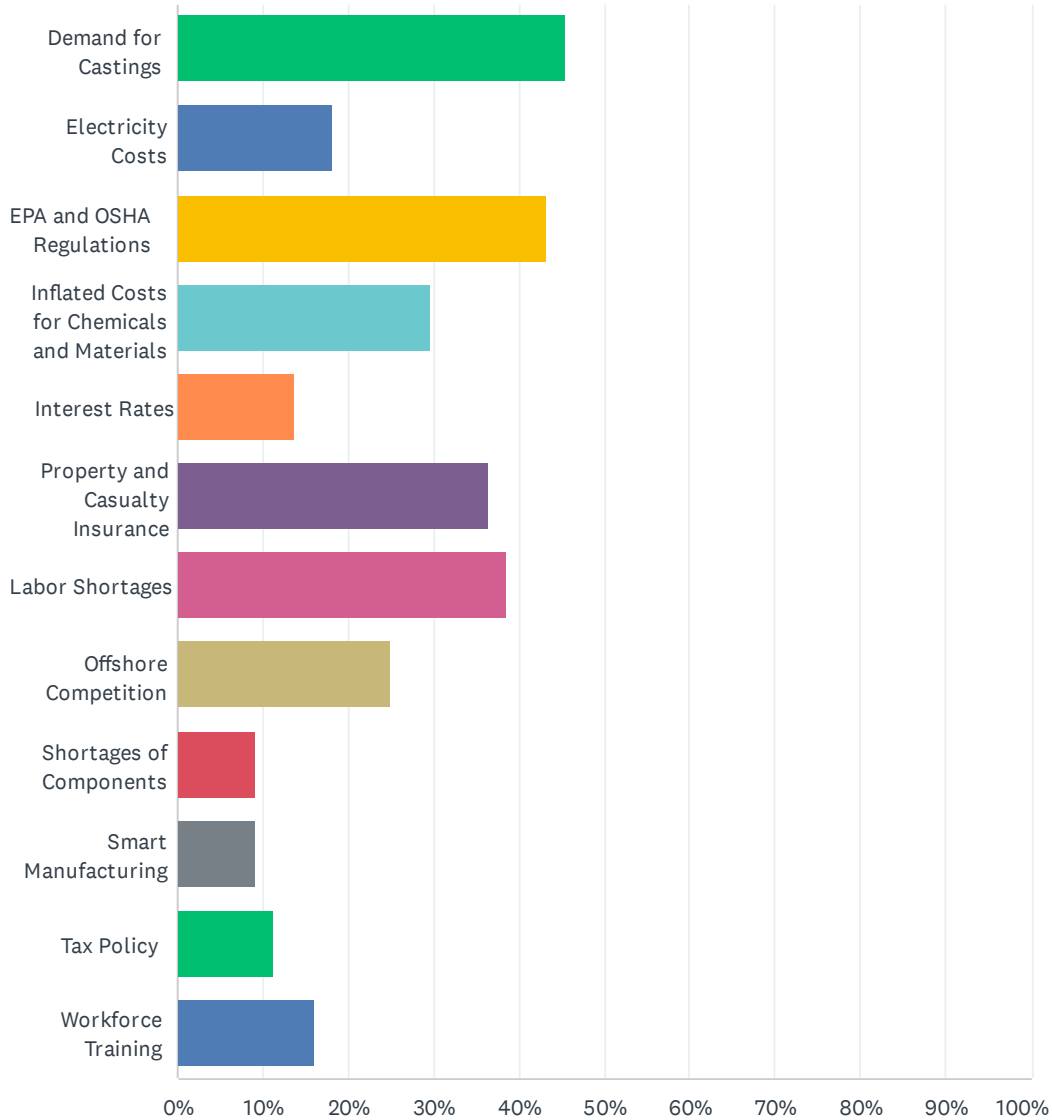
Answered: 44 Skipped: 0



ANSWER CHOICES	RESPONSES
Significant Increase	2.27% 1
Modest Increase	25.00% 11
No Appreciable Change	59.09% 26
Modest Decrease	11.36% 5
Significant Decrease	2.27% 1
TOTAL	44

## Q5 Which of these issues are the top 3 concerns or priorities for your company at this time?

Answered: 44 Skipped: 0

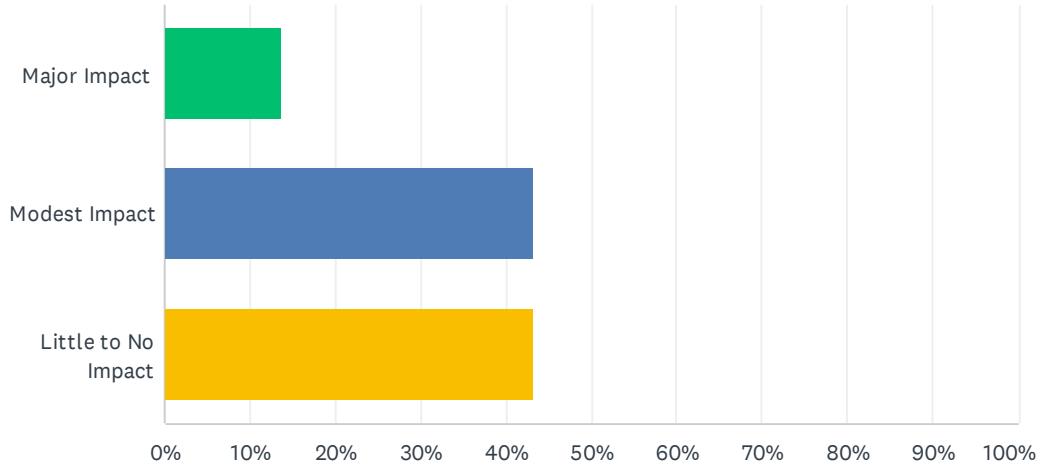


## June 2024 Metalcasters Quarterly Outlook Survey

ANSWER CHOICES	RESPONSES	
Demand for Castings	45.45%	20
Electricity Costs	18.18%	8
EPA and OSHA Regulations	43.18%	19
Inflated Costs for Chemicals and Materials	29.55%	13
Interest Rates	13.64%	6
Property and Casualty Insurance	36.36%	16
Labor Shortages	38.64%	17
Offshore Competition	25.00%	11
Shortages of Components	9.09%	4
Smart Manufacturing	9.09%	4
Tax Policy	11.36%	5
Workforce Training	15.91%	7
Total Respondents: 44		

## Q6 From what you have heard or read about Artificial Intelligence, how much of an impact do you think it will have on the North American foundry industry in the next 5 years?

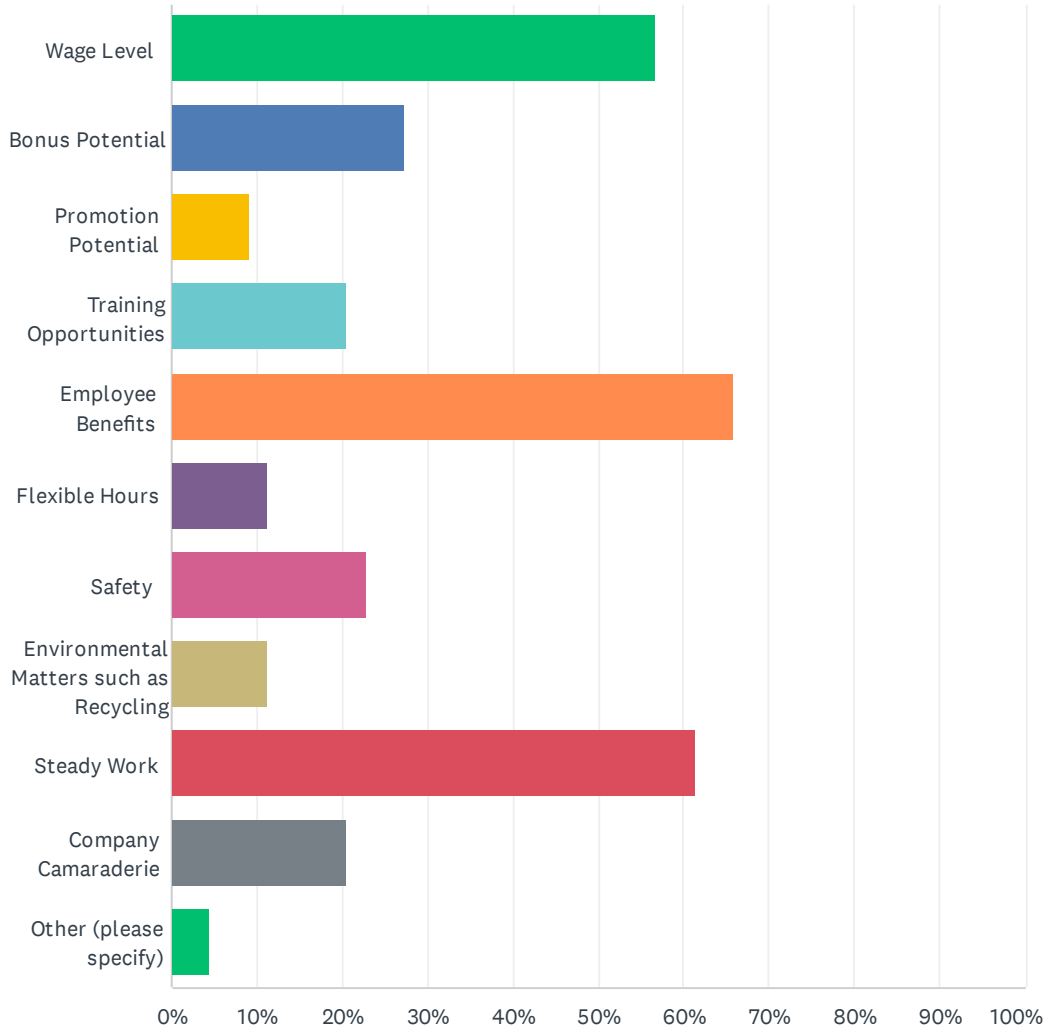
Answered: 44 Skipped: 0



ANSWER CHOICES	RESPONSES	
Major Impact	13.64%	6
Modest Impact	43.18%	19
Little to No Impact	43.18%	19
<b>TOTAL</b>		<b>44</b>

# Q7 When you speak to potential employees about the benefits of working for your foundry, which points do you tend to emphasize the most?

Answered: 44 Skipped: 0



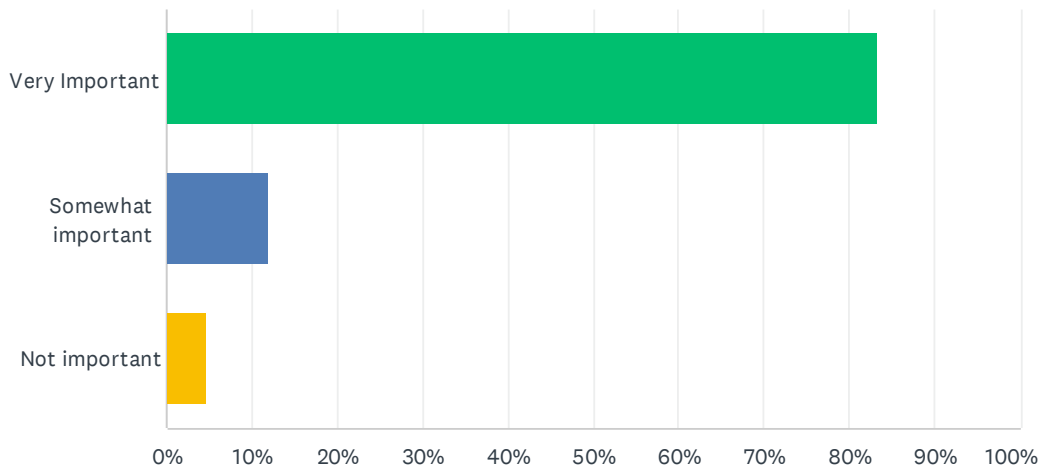


## June 2024 Metalcasters Quarterly Outlook Survey

ANSWER CHOICES	RESPONSES	
Wage Level	56.82%	25
Bonus Potential	27.27%	12
Promotion Potential	9.09%	4
Training Opportunities	20.45%	9
Employee Benefits	65.91%	29
Flexible Hours	11.36%	5
Safety	22.73%	10
Environmental Matters such as Recycling	11.36%	5
Steady Work	61.36%	27
Company Camaraderie	20.45%	9
Other (please specify)	4.55%	2
<b>Total Respondents: 44</b>		

Q8 EPA, OSHA and other federal agencies are rushing out a large number of new regulations before year’s end. AFS is the primary organization representing foundries and advocating for reasonable regulations based on sound science and cost-benefit analysis. If your foundry is based in the United States (as opposed to Canada or Mexico), how important is this work to your foundry?

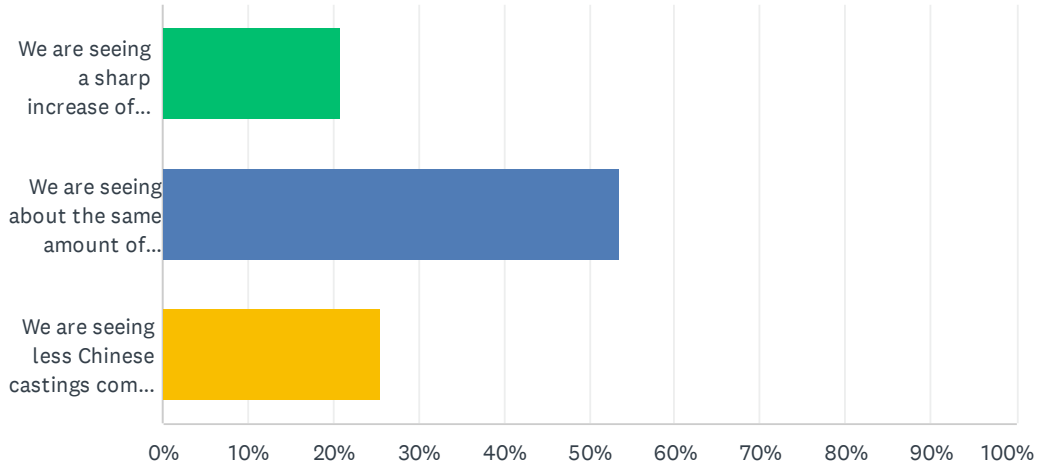
Answered: 42 Skipped: 2



ANSWER CHOICES	RESPONSES	
Very Important	83.33%	35
Somewhat important	11.90%	5
Not important	4.76%	2
TOTAL		42

## Q9 Which best describes your observation concerning Chinese casting imports?

Answered: 43 Skipped: 1



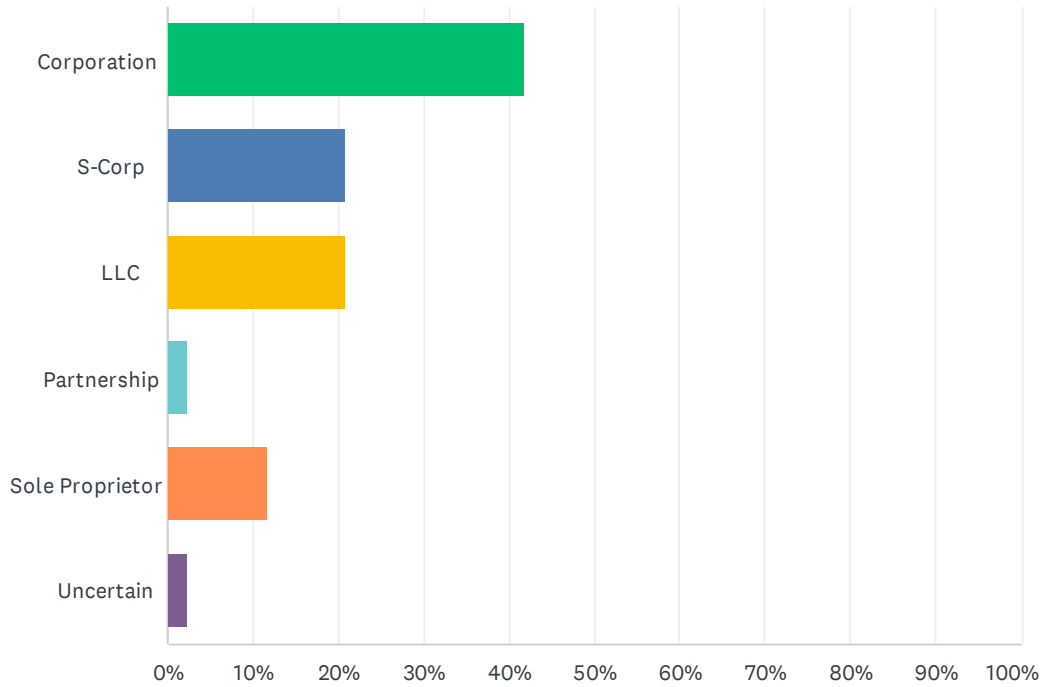
ANSWER CHOICES	RESPONSES	
We are seeing a sharp increase of Chinese castings coming into the market at vastly lower prices than can be produced in the U.S.	20.93%	9
We are seeing about the same amount of Chinese castings as one year ago	53.49%	23
We are seeing less Chinese castings coming into the market than a year ago	25.58%	11
TOTAL		43

Q10 AFS has the following Technical Divisions: Aluminum & Light Metals; Cast Iron; Copper; Steel; Melting Methods; Molding Methods; Additive Manufacturing; Lost Foam; Environment, Health & Safety; plus Engineering & Smart Manufacturing. Would you like information about how your foundry can benefit from participating? If so, please write your name, email address and Division of interest here:

Answered: 11 Skipped: 33

## Q11 How is your company organized?

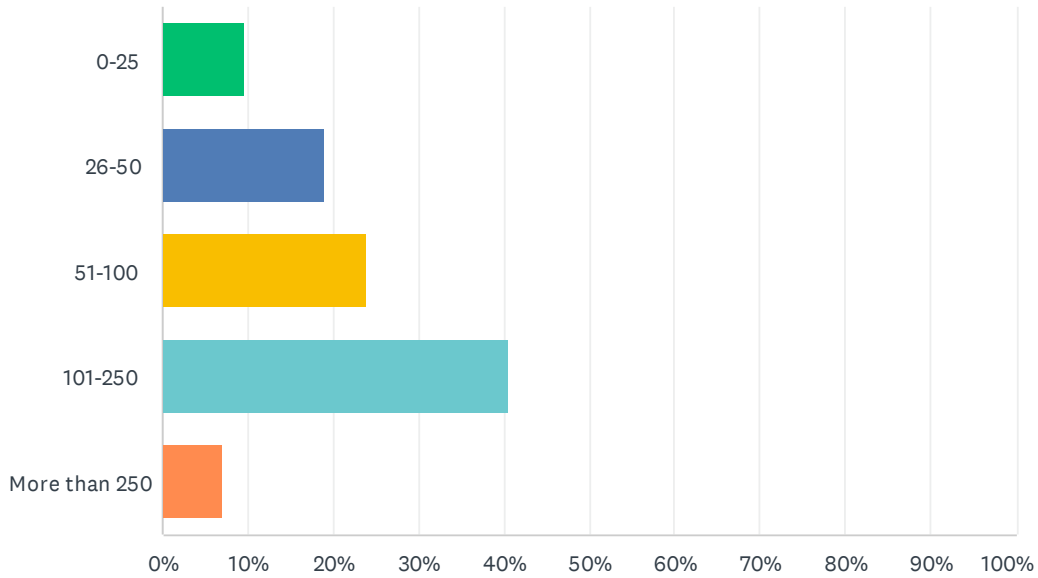
Answered: 43 Skipped: 1



ANSWER CHOICES	RESPONSES	
Corporation	41.86%	18
S-Corp	20.93%	9
LLC	20.93%	9
Partnership	2.33%	1
Sole Proprietor	11.63%	5
Uncertain	2.33%	1
<b>TOTAL</b>		<b>43</b>

## Q12 How many employees work at your facility?

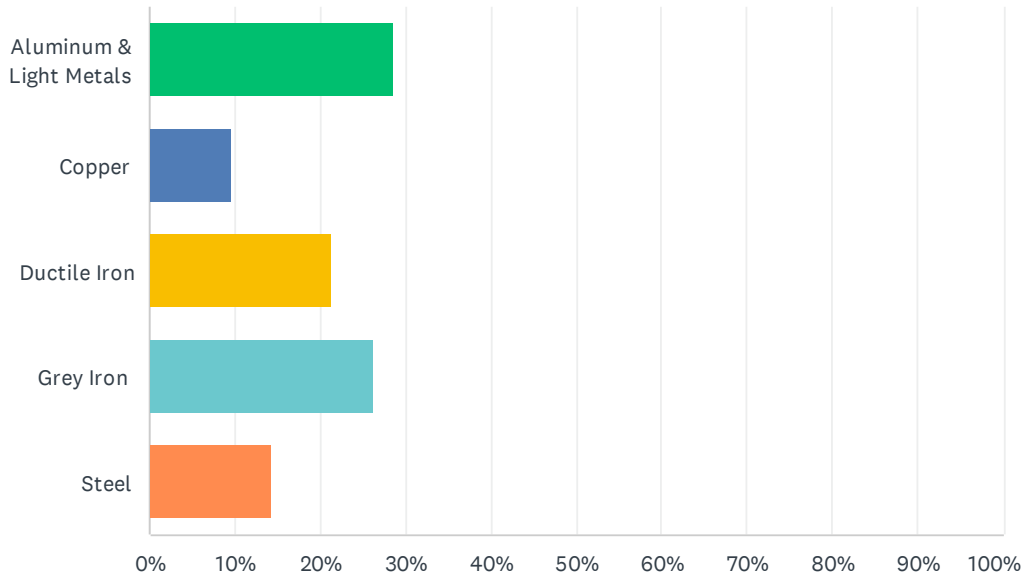
Answered: 42 Skipped: 2



ANSWER CHOICES	RESPONSES	
0-25	9.52%	4
26-50	19.05%	8
51-100	23.81%	10
101-250	40.48%	17
More than 250	7.14%	3
<b>TOTAL</b>		<b>42</b>

### Q13 What is the primary metal(s) poured at your facility? (Check all that apply)

Answered: 42 Skipped: 2



ANSWER CHOICES	RESPONSES	
Aluminum & Light Metals	28.57%	12
Copper	9.52%	4
Ductile Iron	21.43%	9
Grey Iron	26.19%	11
Steel	14.29%	6
<b>TOTAL</b>		<b>42</b>