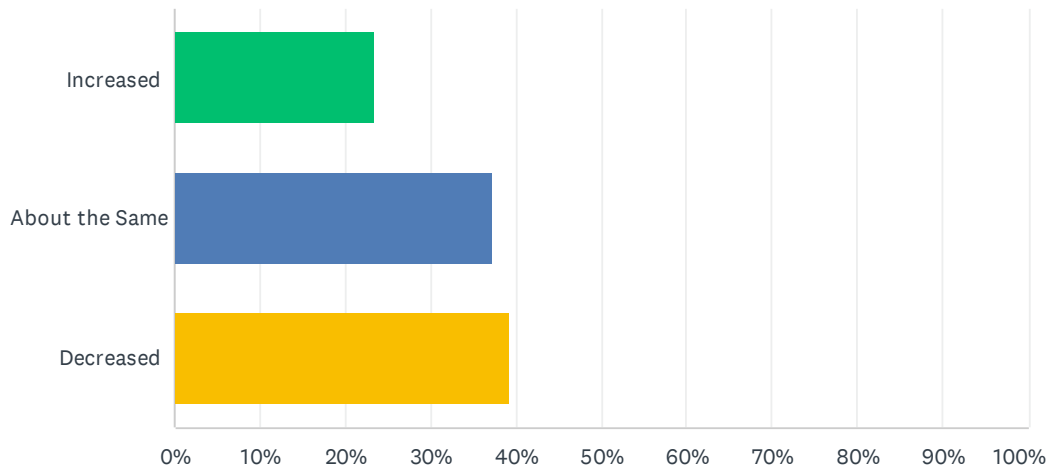


Q1 How have your company's sales trended over the last 90 days?

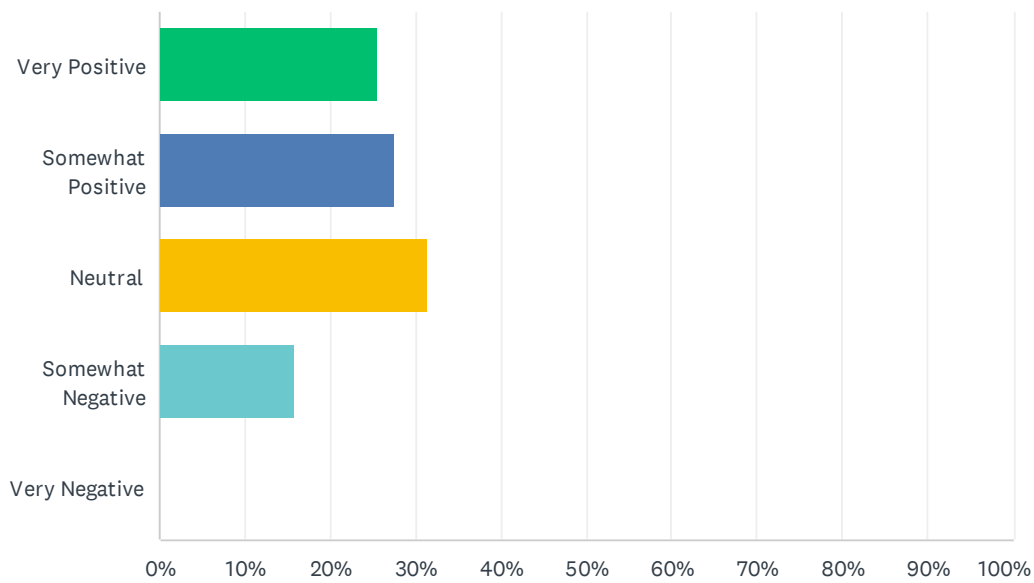
Answered: 51 Skipped: 0



ANSWER CHOICES	RESPONSES	
Increased	23.53%	12
About the Same	37.25%	19
Decreased	39.22%	20
TOTAL		51

Q2 What is your business outlook for the next 12 months?

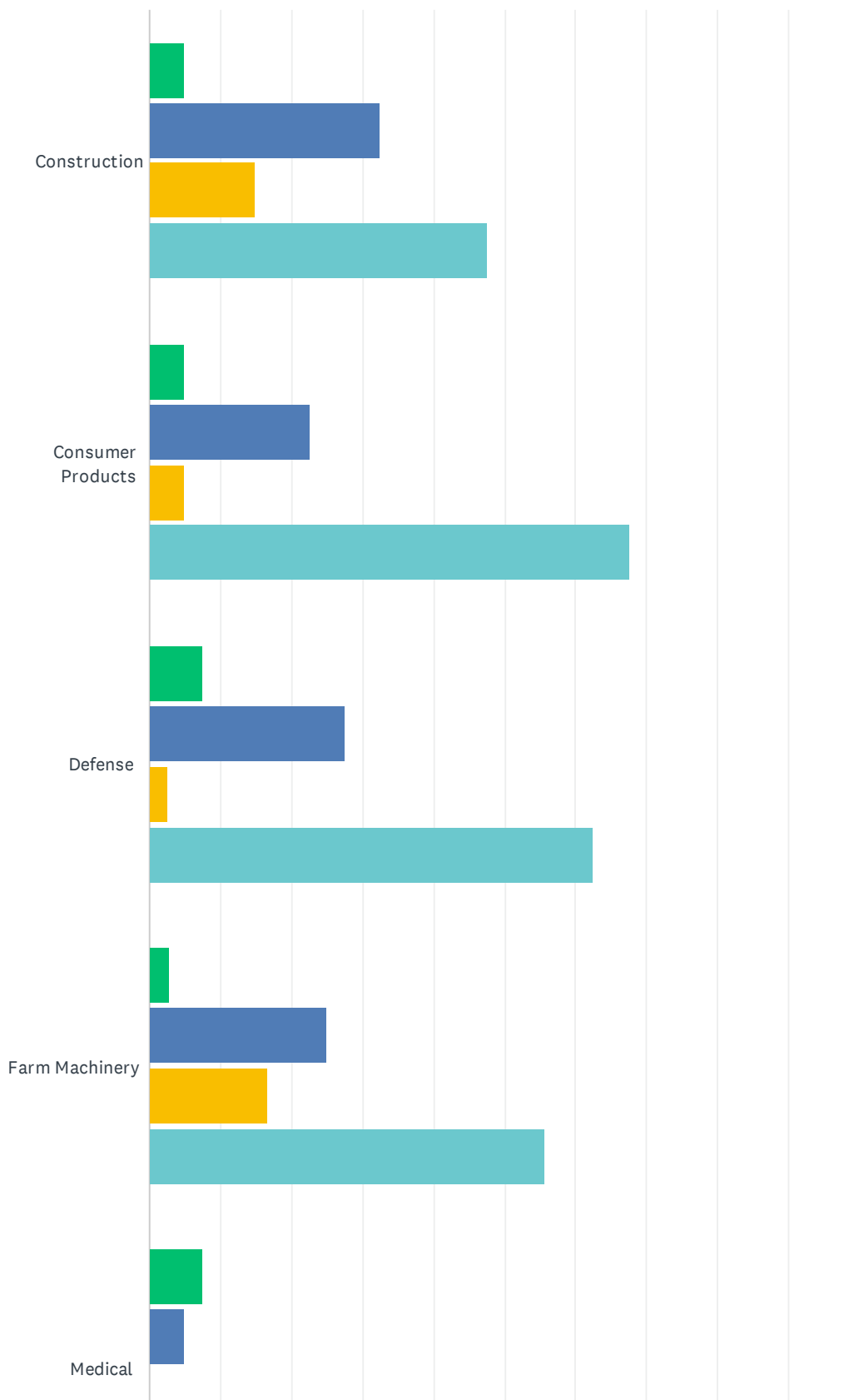
Answered: 51 Skipped: 0



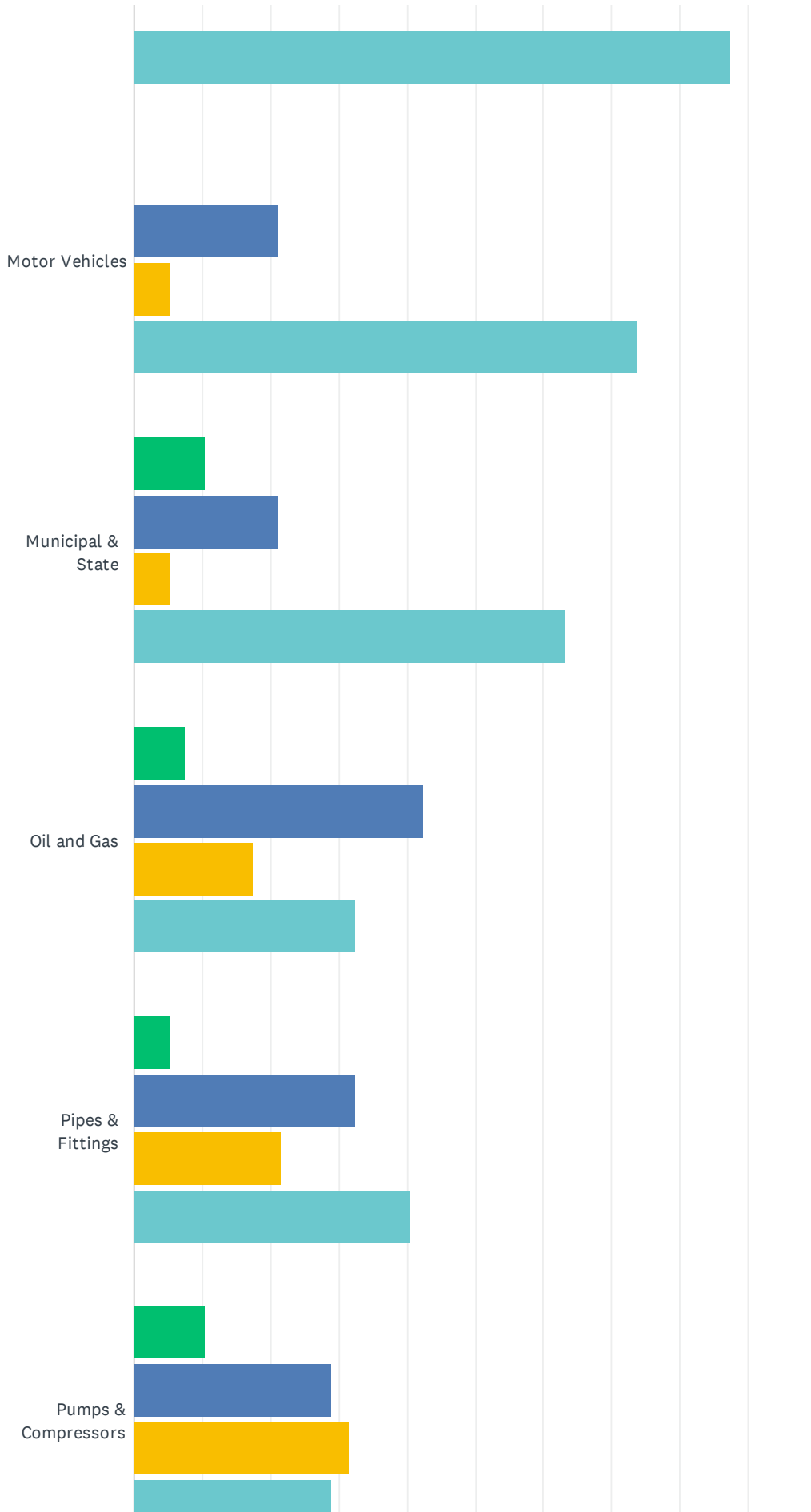
ANSWER CHOICES	RESPONSES	
Very Positive	25.49%	13
Somewhat Positive	27.45%	14
Neutral	31.37%	16
Somewhat Negative	15.69%	8
Very Negative	0.00%	0
TOTAL		51

Q3 What trend are you seeing in the following categories?

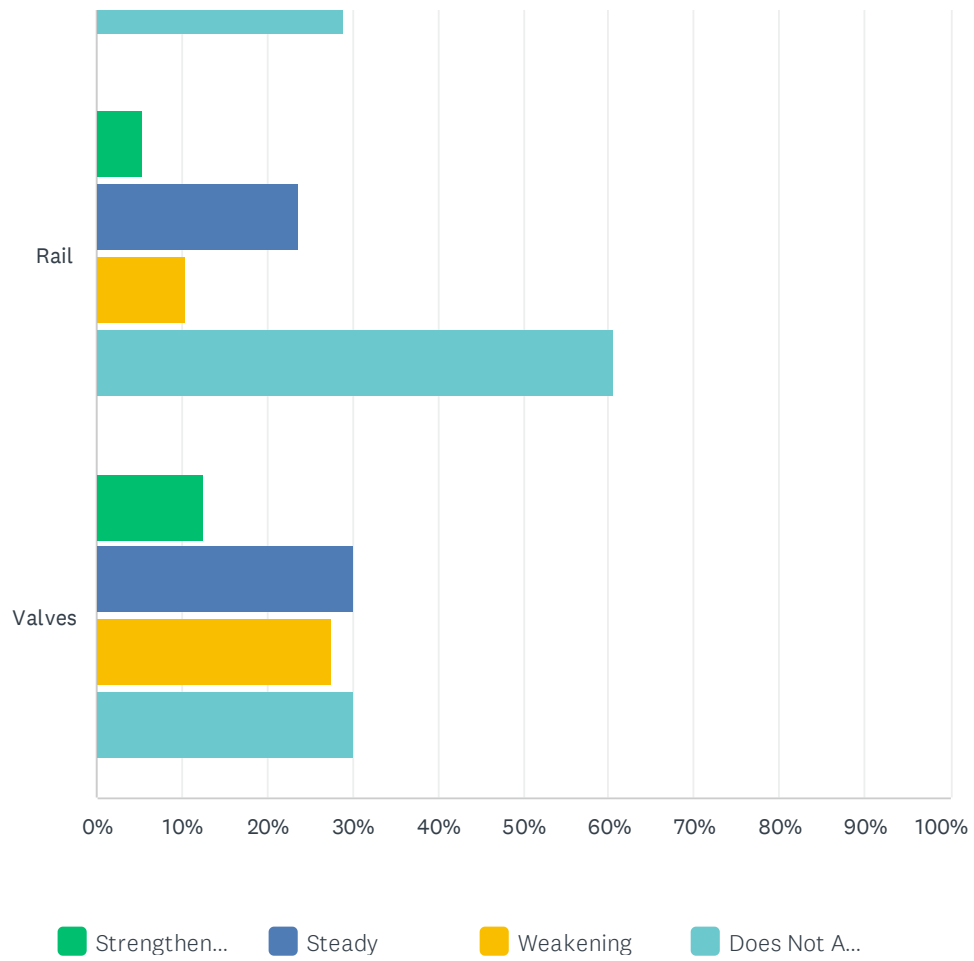
Answered: 50 Skipped: 1



August 2023 Metalcasters Quarterly Outlook Survey



August 2023 Metalcasters Quarterly Outlook Survey

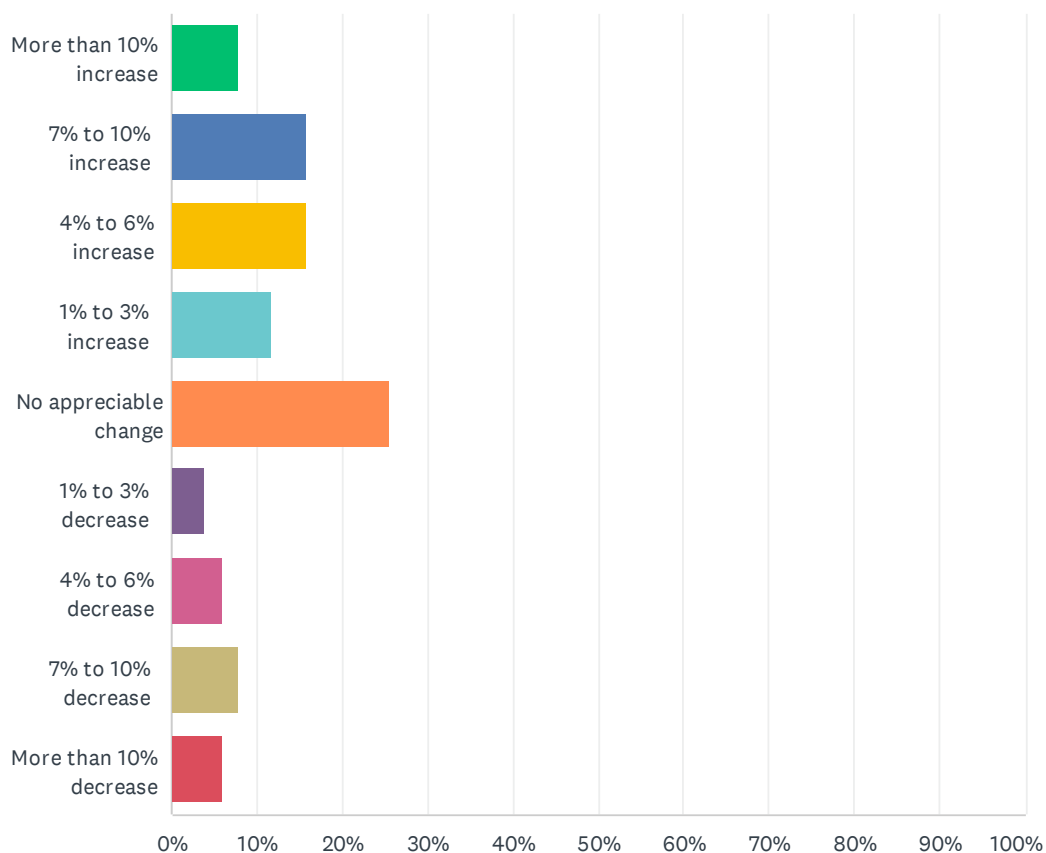


August 2023 Metalcasters Quarterly Outlook Survey

	STRENGTHENING	STEADY	WEAKENING	DOES NOT APPLY	TOTAL	WEIGHTED AVERAGE
Construction	5.00% 2	32.50% 13	15.00% 6	47.50% 19	40	3.05
Consumer Products	5.00% 2	22.50% 9	5.00% 2	67.50% 27	40	3.35
Defense	7.50% 3	27.50% 11	2.50% 1	62.50% 25	40	3.20
Farm Machinery	2.78% 1	25.00% 9	16.67% 6	55.56% 20	36	3.25
Medical	7.50% 3	5.00% 2	0.00% 0	87.50% 35	40	3.67
Motor Vehicles	0.00% 0	21.05% 8	5.26% 2	73.68% 28	38	3.53
Municipal & State	10.53% 4	21.05% 8	5.26% 2	63.16% 24	38	3.21
Oil and Gas	7.50% 3	42.50% 17	17.50% 7	32.50% 13	40	2.75
Pipes & Fittings	5.41% 2	32.43% 12	21.62% 8	40.54% 15	37	2.97
Pumps & Compressors	10.53% 4	28.95% 11	31.58% 12	28.95% 11	38	2.79
Rail	5.26% 2	23.68% 9	10.53% 4	60.53% 23	38	3.26
Valves	12.50% 5	30.00% 12	27.50% 11	30.00% 12	40	2.75

Q4 What are your foundry's sales projections for the next 12 months?

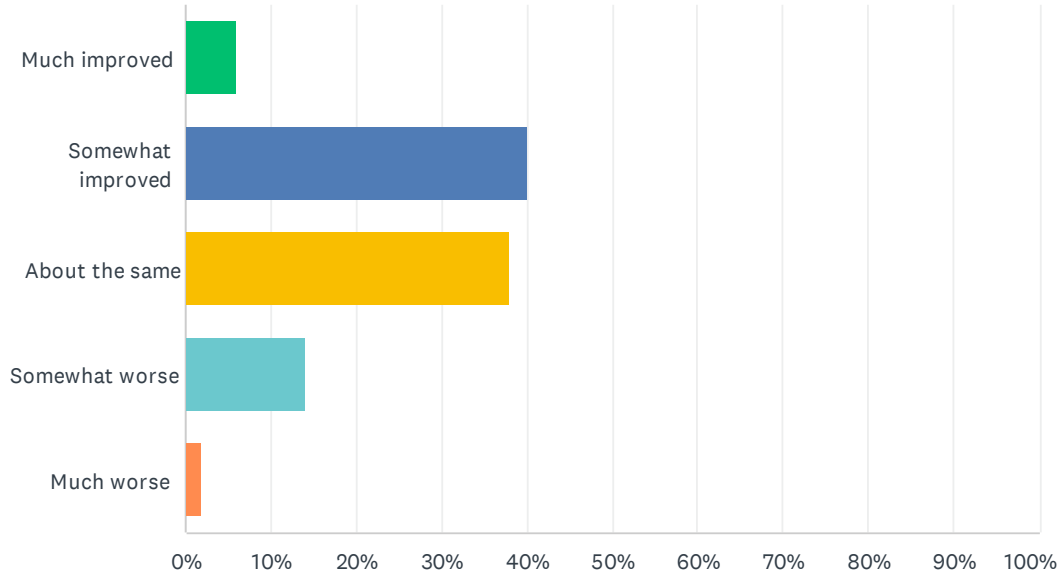
Answered: 51 Skipped: 0



ANSWER CHOICES	RESPONSES	
More than 10% increase	7.84%	4
7% to 10% increase	15.69%	8
4% to 6% increase	15.69%	8
1% to 3% increase	11.76%	6
No appreciable change	25.49%	13
1% to 3% decrease	3.92%	2
4% to 6% decrease	5.88%	3
7% to 10% decrease	7.84%	4
More than 10% decrease	5.88%	3
TOTAL		51

Q5 Compared to six months ago, would you say the availability of workers at your foundry is:

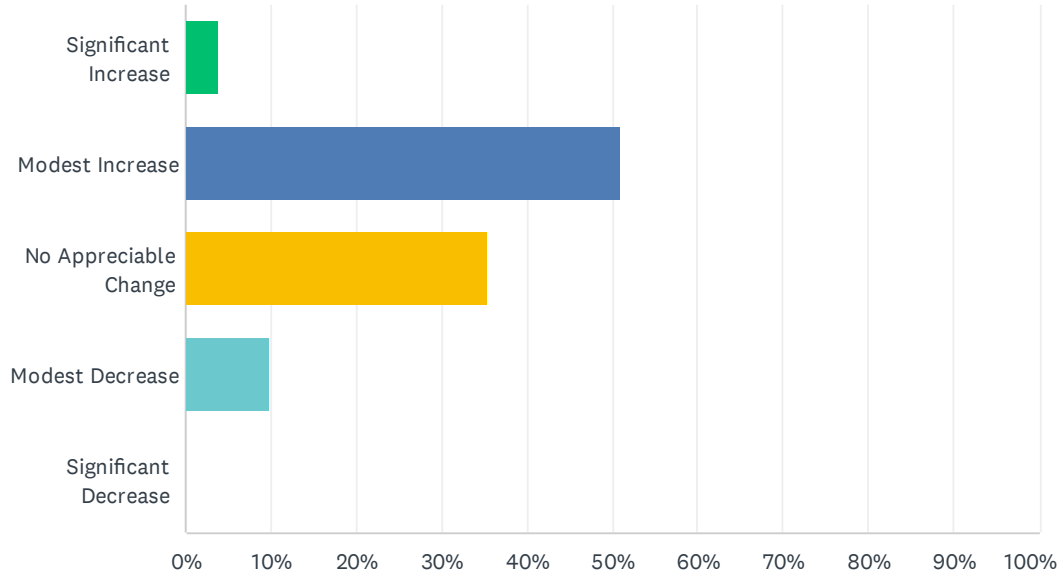
Answered: 50 Skipped: 1



ANSWER CHOICES	RESPONSES	
Much improved	6.00%	3
Somewhat improved	40.00%	20
About the same	38.00%	19
Somewhat worse	14.00%	7
Much worse	2.00%	1
TOTAL		50

Q6 How do you expect the number of full-time employees in your facility to change over the next 12 months?

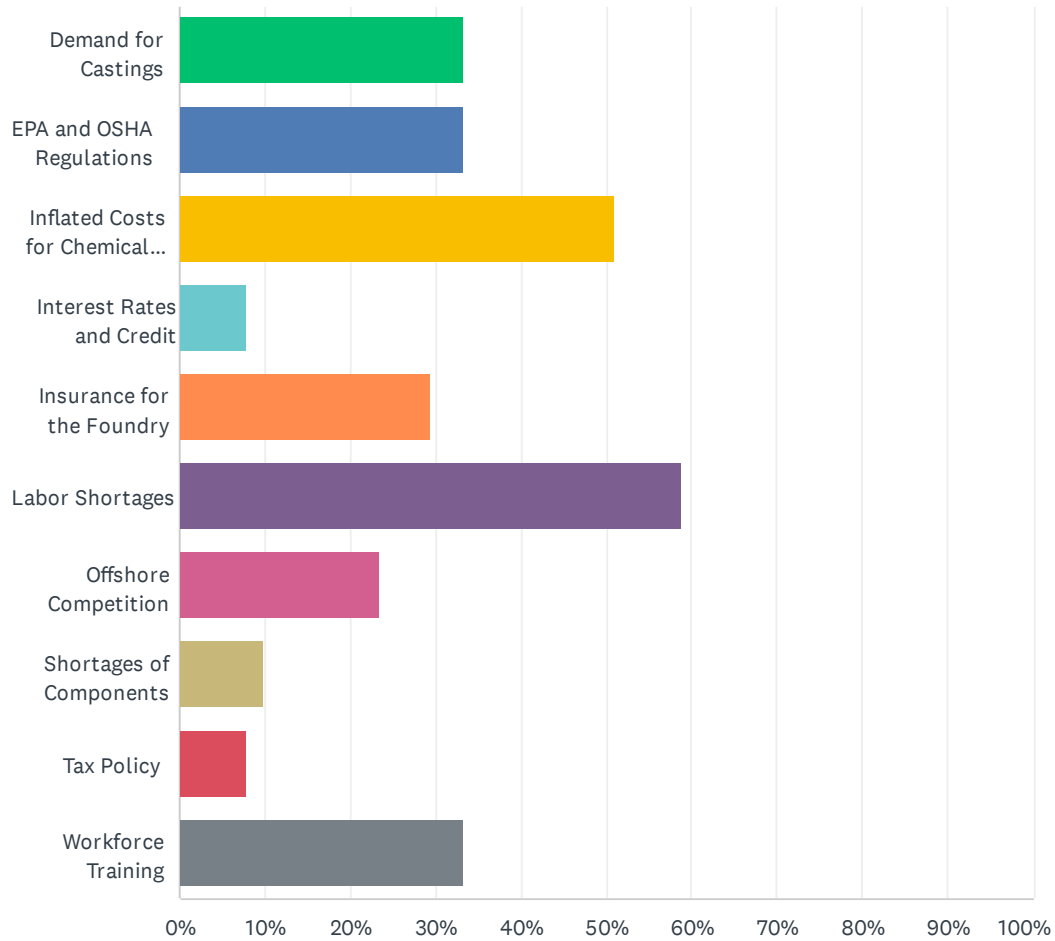
Answered: 51 Skipped: 0



ANSWER CHOICES	RESPONSES	
Significant Increase	3.92%	2
Modest Increase	50.98%	26
No Appreciable Change	35.29%	18
Modest Decrease	9.80%	5
Significant Decrease	0.00%	0
TOTAL		51

Q7 Which of these issues are the top 3 concerns or priorities for your company at this time?

Answered: 51 Skipped: 0

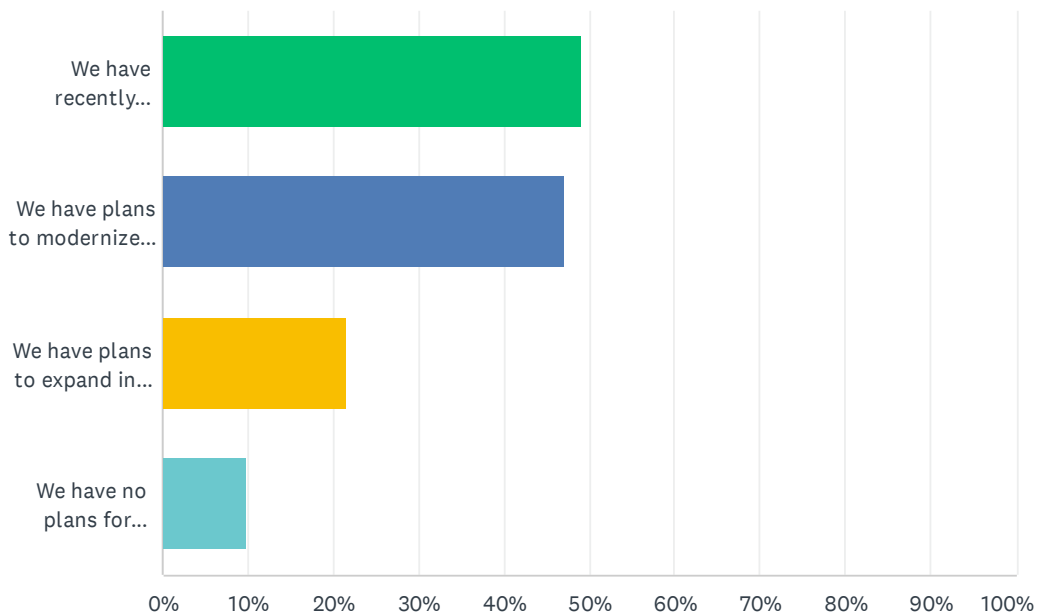


August 2023 Metalcasters Quarterly Outlook Survey

ANSWER CHOICES	RESPONSES	
Demand for Castings	33.33%	17
EPA and OSHA Regulations	33.33%	17
Inflated Costs for Chemicals, Materials, and Energy	50.98%	26
Interest Rates and Credit	7.84%	4
Insurance for the Foundry	29.41%	15
Labor Shortages	58.82%	30
Offshore Competition	23.53%	12
Shortages of Components	9.80%	5
Tax Policy	7.84%	4
Workforce Training	33.33%	17
Total Respondents: 51		

Q9 Which best describes the situation at your foundry? Check all that apply.

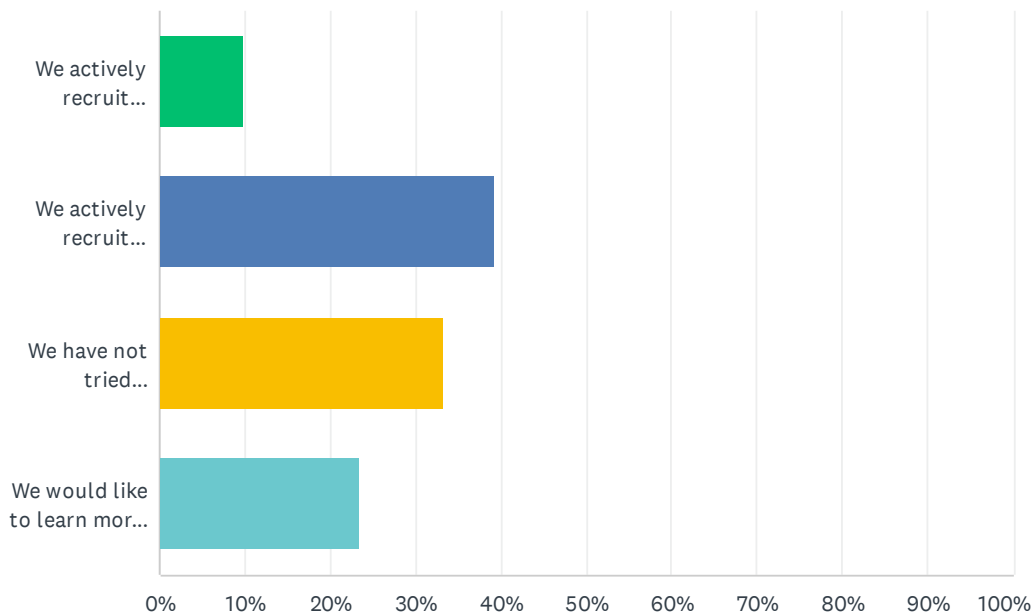
Answered: 51 Skipped: 0



ANSWER CHOICES	RESPONSES	
We have recently modernized or expanded	49.02%	25
We have plans to modernize in the near future	47.06%	24
We have plans to expand in the near future	21.57%	11
We have no plans for expansion or modernization	9.80%	5
Total Respondents: 51		

Q10 Which of these statements reflect your experience with hiring veterans for jobs at your foundry? (check all that apply)

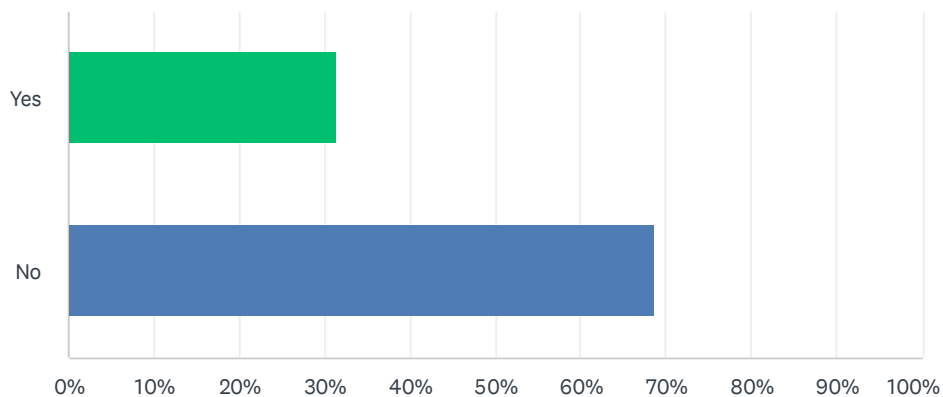
Answered: 51 Skipped: 0



ANSWER CHOICES	RESPONSES	
We actively recruit veterans with significant success	9.80%	5
We actively recruit veterans with little or modest success	39.22%	20
We have not tried recruiting veterans	33.33%	17
We would like to learn more about hiring veterans	23.53%	12
Total Respondents: 51		

Q11 Is there labor union representation at your foundry?

Answered: 51 Skipped: 0



ANSWER CHOICES	RESPONSES	
Yes	31.37%	16
No	68.63%	35
TOTAL		51

Q12 Have you observed any recent change concerning the labor union(s) representing your employees?

Answered: 15 Skipped: 36

#	RESPONSES	DATE
1	No. Contract expires April 2025	8/29/2023 12:59 PM
2	No	8/29/2023 8:03 AM
3	They are looking for very large increased in wages	8/28/2023 1:46 PM
4	Aggression is on the upswing. Less cooperative. More combative.	8/28/2023 1:46 PM
5	no	8/28/2023 11:39 AM
6	no	8/28/2023 10:45 AM
7	They assigned a new man to handle it and we have not met him yet.	8/24/2023 1:41 PM
8	No	8/23/2023 4:20 PM
9	Not yet, still have GMP rep that has been with us for over 10 years. He is retiring in the next year. Have not heard much good about USW reps.	8/23/2023 12:15 PM
10	None. Relationship as very good with the local union.	8/23/2023 10:57 AM
11	No	8/23/2023 10:48 AM
12	Indiana is Right to Work State, union participation remains at less than 30% of eligible employees. The local struggles to fill their leadership ranks, however it does appear they are being pushed by the International to file more grievances and appear to be more active / valuable to members and potential members.	8/23/2023 10:38 AM
13	NO	8/23/2023 10:19 AM
14	Most of our newly hired employees did not join the union.	8/23/2023 8:52 AM
15	Growing percent of employees are opting out of the union.	8/23/2023 8:50 AM

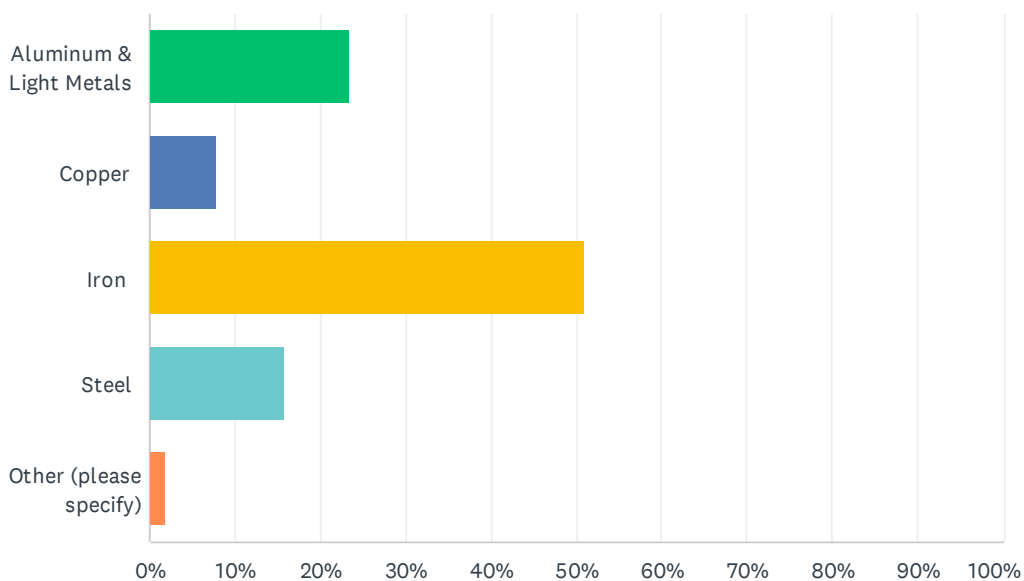
Q13 Is there anything happening at your foundry that affects your responses above?

Answered: 13 Skipped: 38

#	RESPONSES	DATE
1	No	8/29/2023 1:00 PM
2	Lost 2 customers. One due to leadtimes 6 months ago and one due to work going to India .	8/29/2023 8:06 AM
3	no	8/28/2023 1:47 PM
4	no	8/28/2023 11:40 AM
5	no	8/28/2023 10:46 AM
6	no	8/24/2023 1:42 PM
7	No	8/23/2023 4:20 PM
8	No	8/23/2023 12:17 PM
9	No.	8/23/2023 10:58 AM
10	No	8/23/2023 10:48 AM
11	No, we have another 14 months on our current contract.	8/23/2023 10:41 AM
12	No	8/23/2023 10:19 AM
13	No.	8/23/2023 8:53 AM

Q15 What is the primary metal poured at your foundry?

Answered: 51 Skipped: 0

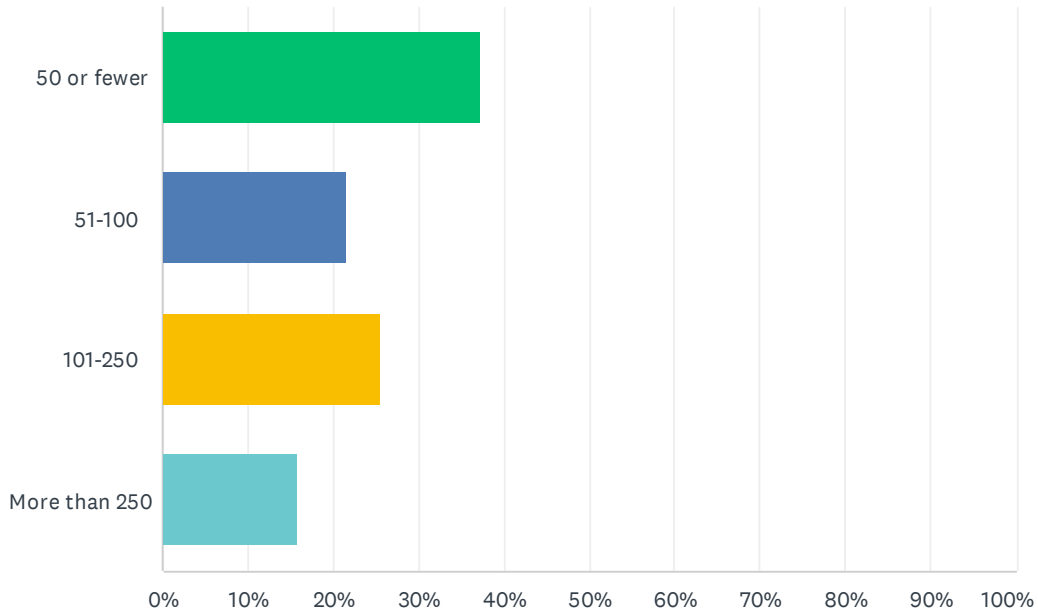


ANSWER CHOICES	RESPONSES
Aluminum & Light Metals	23.53% 12
Copper	7.84% 4
Iron	50.98% 26
Steel	15.69% 8
Other (please specify)	1.96% 1
TOTAL	51

#	OTHER (PLEASE SPECIFY)	DATE
1	ALL OF THE ABOVE	8/23/2023 8:54 AM

Q16 What is the employment count at your foundry?

Answered: 51 Skipped: 0



ANSWER CHOICES	RESPONSES
50 or fewer	37.25% 19
51-100	21.57% 11
101-250	25.49% 13
More than 250	15.69% 8
TOTAL	51